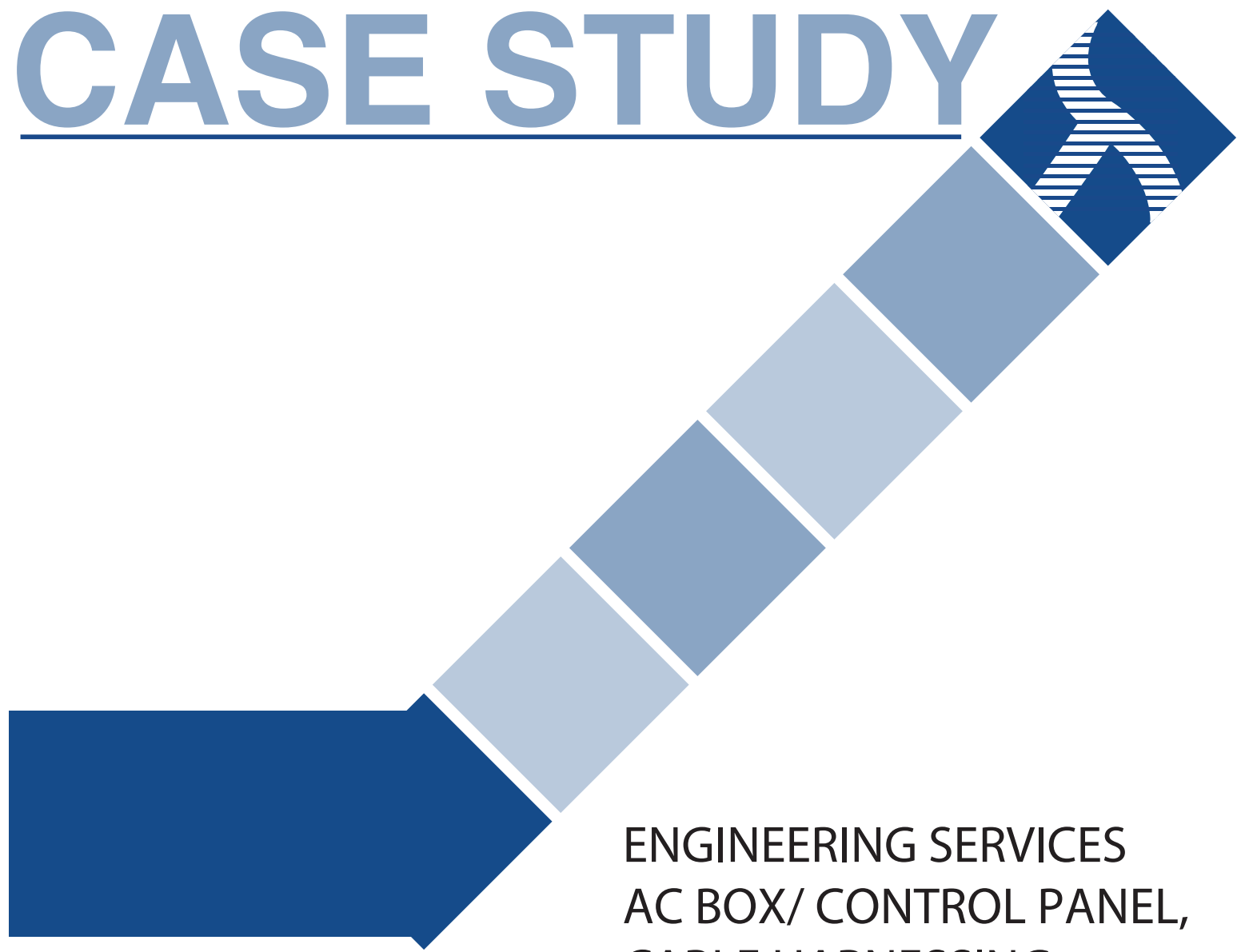


CASE STUDY



ENGINEERING SERVICES
AC BOX/ CONTROL PANEL,
CABLE HARNESSING

Stay connected



ASM Technologies Limited

CASE STUDY – CABLE & HARNESS DESIGN

Scope of Work:

- ◆ CAD Modeling of AC BOX sheet metal component
- ◆ CAD Modeling of assembly
- ◆ Cable Harness Routings

Inputs:

- ◆ Engineering Requirement Specification
- ◆ Load details

Activities:

- ◆ Requirements Gathering and Analyzing
- ◆ Concept Design & Detailed Design
- ◆ Design Reviews
- ◆ Electrical Schematic Design (In E3S) and selection of components as per UL
- ◆ Standards
- ◆ Enclosure Design and placing electrical components
- ◆ Isolation and Power and Control Circuits
- ◆ EMC cable terminations at input & outputs
- ◆ UG Cable harness Routing and form board creation

Scope of Work:

- ◆ Sheet metal, Interconnect, Schematic and Cable Harness drawings
- ◆ Exploded View of Assembly, Bill Of Materials, Test Procedure Instructions
- ◆ UG Electrical Routing and form board creation



CASE STUDY – CABLE & HARNESS DESIGN

CASE STUDY – CABLE & HARNESS DESIGN

Scope of Work:

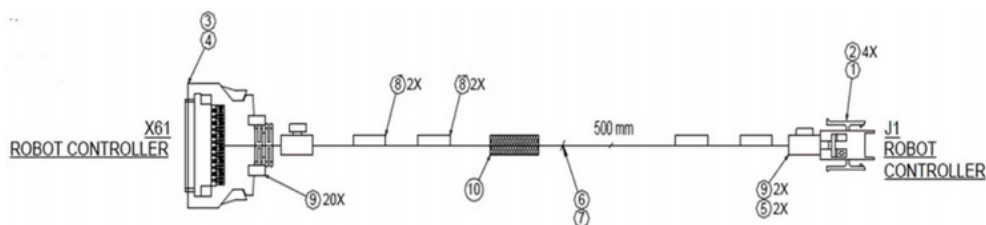
- ◆ Create Interconnect, Schematic & Cable Harness Drawing in E3S (Zuken)
- ◆ Create wire list and BOM
- ◆ Create Spec sheets for Electrical Components

Inputs:


- ◆ Redline drawings & hand sketches
- ◆ Electrical process flow diagrams
- ◆ Input/ Output Details (Source and Load details)

Activities:

- ◆ Analyzing the inputs
- ◆ Study the part details from OEM
- ◆ Understand the theory and functionality of the schematic diagram
- ◆ Selection of components as per UL standards Deliverables
- ◆ Interconnect, Schematic & Spec sheets in E3S
- ◆ Cable Harness drawings & BOM for manufacturing
- ◆ New component spec sheets
- ◆ Create components and symbols in E3S library



Cable Harness Drawing in E3 Series



Wire list in E3 Series



ASM Technologies Limited