



ASM TECHNOLOGIES LIMITED

80/2, Lusanne Court, Richmond Road, Bangalore - 560 025

Tel : +91-80-66962300/01/02 Fax : +91-80-66962304 e-mail : info@asm ltd.com Website : www.asmltd.com

CIN : L85110KA1992PLC013421

19th October, 2016
Department of Corporate Services
BSE Limited
Phiroze Jeejeebhoy Towers,
25th Floor, Dalal Street,
Mumbai - 400 001.

Dear Sir,

Sub : Regulation 33(3) of SEBI (Listing Obligations and Disclosure Requirements) Regulations, 2015 --Audited Financial Results (standalone) & Unaudited (Consolidated) of the Company for the quarter and period ended 30th September 2016

In compliance with Regulation 33(3) of SEBI (Listing Obligations and Disclosure Requirements) Regulations, 2015 we herewith enclose the Audited Financial Results (standalone) & Unaudited (consolidated) of the Company for the quarter and period ended 30th September, 2016 which have been taken on record at the meeting of the Board of Directors held today, 19th October, 2016.

Report of the Auditors for the financials (standalone& consolidated) for the period ended 30th September, 2016 is also enclosed.

We have made arrangements to get the accounts published in one national newspaper and one regional newspaper.

This is for your kind information.

Thanking You,

Sincerely,

For ASM Technologies Limited

P.N.Lakshmi
Company Secretary

Financial Results		Consolidated						Standalone					
For the quarter ended 30th September 2018		Quarter Ended						Quarter Ended					
Sl. No.	PARTICULARS	30.09.2018	30.09.2018	30.09.2017	30.09.2016	30.09.2015	30.09.2014	30.09.2018	30.09.2018	30.09.2017	30.09.2016	30.09.2015	30.09.2014
		(Unaudited)	(Unaudited)	(Unaudited)	(Unaudited)	(Unaudited)	(Audited)	(Unaudited)	(Audited)	(Unaudited)	(Audited)	(Unaudited)	(Audited)
1	Income from Operations	1,999.44	2,010.47	4,512.02	4,309.91	9,001.28	17,818.27	1,812.14	1,774.93	2,822.15	3,191.97	5,858.61	13,147.98
	(a) Net sales / Income from operations					3.87	21.47			2.35		6.30	21.47
	(b) Other Operating Income												
	Total Income	1,999.44	2,010.47	4,512.02	4,309.91	9,005.15	17,839.74	1,812.14	1,777.23	2,824.45	3,191.97	5,864.91	13,169.45
2	Expenditure												
	a. Employees Cost	1,397.32	1,428.03	2,421.96	2,626.25	4,775.54	9,438.28	1,403.52	1,380.62	1,827.04	2,184.15	3,810.30	8,580.95
	b. Depreciation	38.10	37.44	42.78	73.55	81.11	156.36	38.10	37.44	39.08	78.58	78.60	151.47
	c. Other Expenditure	343.44	300.00	1,134.85	643.59	3,292.05	7,970.28	432.20	339.21	516.96	301.81	1,229.74	2,906.31
	Total Expenditure	1,778.86	1,765.47	3,599.59	3,343.39	8,148.70	17,564.92	1,873.82	1,757.27	2,383.08	2,566.54	5,118.64	11,638.73
3	Profit from ordinary activities before other income, Finance Costs and Exceptional Items (1-2)	220.58	244.94	413.28	441.08	853.04	251.86	258.21	251.66	441.46	499.87	947.47	526.71
4	Other Income	(21.81)	70.76	32.94	54.06	108.03	197.83	(10.03)	78.65	138.22	53.72	219.52	221.40
5	Profit from ordinary activities before Finance Costs and Exceptional Items (3+4)	198.76	326.72	446.19	519.48	1,021.01	439.73	227.27	332.31	579.68	553.59	1,166.99	758.16
6	Finance Cost	39.38	71.09	112.45	101.47	229.73	524.03	30.22	78.67	107.13	100.89	191.97	503.54
7	Profit from ordinary activities after Finance Costs but before Exceptional Items (5-6)	159.38	255.63	333.74	418.01	791.28	(84.30)	197.05	253.64	472.55	452.70	975.02	254.62
8	Profit (4) / Loss (4) from ordinary activities before tax (7-4)	159.38	255.63	333.74	418.01	791.28	1,341.17	197.05	253.64	472.55	452.70	975.02	2,078.24
9	Tax Expense												
	- Current Tax	67.63	88.56	101.01	156.21	243.01	716.09	67.00	69.89	162.67	152.06	331.51	707.35
	- Deferred Tax	(1.41)	(13.78)	3.66	(18.11)	4.14	35.76	(1.41)	(13.78)	5.82	(15.11)	-4.14	15.73
10	Net Profit (4) / Loss (4) from ordinary activities after tax (9-10)	102.75	174.27	232.73	261.80	448.05	606.70	135.65	183.75	310.08	300.64	643.51	1,370.89
11	Extraordinary Items (net of tax expense)												
12	Net Profit (4) / Loss (4) for the period (11+12)	102.75	174.27	232.73	261.80	448.05	606.70	135.65	183.75	310.08	300.64	643.51	1,370.89
13	Share of Profit (4) / Loss (4) of associates												
14	Minority Interest												
15	Net Profit after taxes, minority interest and share of profit of associates (13+14+15)	102.75	174.27	232.73	261.80	448.05	606.70	135.65	183.75	310.08	300.64	643.51	1,370.89
16	Paid up Equity Share Capital (face value of Rs.10/-)	800.00	800.00	800.00	800.00	800.00	800.00	800.00	800.00	800.00	800.00	800.00	800.00
17	Reserves excluding resolution reserves as per Balance Sheet of Previous Accounting year						4,587.62						5,170.87
18	Earnings per share (before extraordinary items) Rs. Rs.												
	(a) Basic and Diluted EPS before Extraordinary items for the period, for the year to date, and for the previous year (Not to be audited)	2.06	3.40	3.42	5.56	8.88	12.11	2.83	3.73	6.20	6.38	12.79	27.04
	(b) Basic and Diluted EPS after Extraordinary items for the period, for the year to date, and for the previous year (Not to be audited)	2.06	3.40	3.42	5.56	8.88	12.11	2.83	3.73	6.20	6.38	12.79	27.04
PARTICULARS OF SHAREHOLDING													
1	Public Shareholding												
	- Number of Shares	1,806,037	1,806,037	1,806,407	1,806,037	1,806,407	1,806,037	1,806,037	1,806,037	1,806,037	1,806,037	1,806,037	1,806,037
	- Percentage of Shareholding	36.15%	36.15%	36.15%	36.15%	36.15%	36.15%	36.15%	36.15%	36.15%	36.15%	36.15%	36.15%
2	Promoters and Promoter Groups Share Holding												
	(a) Pledged / Encumbered												
	- Number of Shares												
	- Percentage of Shares (as a percent of total share holding of Promoter and Promoter Group)												
	- Percentage of shares (as a percentage of the total share capital of the Company)												
	(b) Non encumbered												
	- Number of Shares	3,091,853	3,091,853	3,091,853	3,091,853	3,091,853	3,091,853	3,091,853	3,091,853	3,091,853	3,091,853	3,091,853	3,091,853
	- Percentage of Shares (as a percent of total share holding of Promoter and Promoter Group)	100.00%	100.00%	100.00%	100.00%	100.00%	100.00%	100.00%	100.00%	100.00%	100.00%	100.00%	100.00%
	- Percentage of shares (as a percentage of the total share capital of the Company)	61.84%	61.84%	61.84%	61.84%	61.84%	61.84%	61.84%	61.84%	61.84%	61.84%	61.84%	61.84%
INVESTOR COMPLAINTS													
	Pending at the beginning of the quarter												
	Resolved during the quarter	12											
	Disputed during the quarter	12											
	Remaining Unresolved at the end of the quarter												
Notes													
1. The above financial results reviewed by the Audit Committee were taken on record by the Board of Directors at their meeting held on 30th October 2018.													
2. "Exceptional item" represents the surplus during the previous year on account of the Company's holding of certain assets relating to the business of Enterprise Application solutions.													
3. Corresponding figures of the previous period have been regrouped wherever necessary to correspond to current year classification.													
4. Board of Directors of the Company have declared an interim dividend of Rs. 2.50 per equity share of Rs. 10 each for the financial year 2018-19													
Place : Bangalore													
Date : 10/11/2018													

For ASAT Technologies Limited


Sudhakar Sakamuri
Managing Director

ASM Technologies Limited
Statement of Assets and Liabilities

(Rs. In lakhs)

	Consolidated		Standaone	
	As At		As at	
	30.09.2016	31.03.2016	30.09.2016	31.03.2016
	(UnAudited)	(Audited)	(Audited)	(Audited)
I. EQUITY AND LIABILITIES				
(1) Shareholder's Funds				
(a) Share Capital	500.00	500.00	500.00	500.00
(b) Reserves and Surplus	4,913.43	4,567.62	5,491.82	5,173.97
(2) Share application money pending allotment				
(2) Non-Current Liabilities				
(a) Long-term borrowings	-	159.11	-	159.11
(b) Long-term provisions	230.20	235.17	230.20	235.17
(3) Current Liabilities				
(a) Short-term borrowings	-	1,568.26	-	1,568.26
(b) Trade payables	36.24	460.82	37.65	364.81
(c) Other current liabilities	143.13	187.36	143.13	167.79
(d) Short-term provisions	1,303.76	1,338.62	1,246.59	1,248.10
Total	7,126.76	9,016.96	7,649.39	9,417.21
II. ASSETS				
(1) Non-current assets				
(a) Fixed assets				
(i) Tangible assets	805.83	804.66	670.03	733.33
(ii) Capital work-in-progress			-	-
(b) Non-current investments	674.33	333.33	1,118.95	777.95
(c) Deferred tax assets (net)	52.19	37.08	52.18	37.08
(c) Long Term Loans and Advances	66.10	66.24	63.71	63.86
(2) Current assets				
(a) Current investments				
(b) Inventories				
(a) Trade receivables	1,071.90	3,142.58	1,374.52	947.98
(b) Cash and cash equivalents	1,091.08	1,312.08	985.56	1,101.58
(c) Short-term loans and advances	2,877.72	2,671.40	2,919.22	5,112.40
(d) Other current assets	487.61	649.59	465.22	643.02
Total	7,126.76	9,016.96	7,649.39	9,417.21

For ASM Technologies Limited


Rabintra Srikantan
Managing Director

Place: Bangalore
Date : 19/10/2016

Segment Report	Consolidated						Standalone					
	3 Months Ended			Half Year Ended		Previous accounting year ended	3 months ended			Half Year Ended		Previous accounting year ended
	30.09.2016	30.06.2016	30.09.2015	30.09.2016	30.09.2015	31.03.2016	30.09.2016	30.06.2016	30.09.2015	30.09.2016	30.09.2015	31.03.2016
1. Segment Revenue												
Export	1,891.14	1,855.64	3,434.84	3,746.78	6,728.27	14,477.78	1,703.84	1,624.10	1,644.17	3,327.94	3,382.00	6,701.24
Domestic	108.29	154.84	1,177.98	263.13	2,273.01	3,337.49	108.29	154.84	1,177.98	263.13	2,273.01	3,446.71
Net Sales/Income from Operations	1,999.43	2,010.48	4,612.82	4,009.91	9,001.28	17,815.27	1,812.14	1,778.93	2,822.15	3,591.07	5,655.01	10,147.95
2. Segment Results (Profit)(+)/Loss (-) before tax and interest from each segment												
Export	535.86	513.24	631.52	1,049.10	1,227.91	2,703.23	552.68	513.24	555.72	1,065.92	1,013.96	1,298.26
Domestic	25.62	37.07	332.27	62.69	704.63	1,349.74	25.62	37.07	93.69	62.69	466.05	1,349.74
Total	561.48	550.31	963.79	1,111.79	1,932.54	4,052.97	578.30	550.31	649.41	1,128.61	1,480.01	2,648.00
Less:												
(i) Interest	29.80	71.09	112.47	100.89	229.78	524.03	30.22	70.67	107.13	100.89	191.97	500.54
(ii) Other Un allocable expenditure net off	341.48	306.37	550.54	252.12	1,082.93	2,407.12	340.09	288.65	214.25	628.74	538.84	292.69
(iii) Un - Allocable income	(21.82)	76.78	32.94	54.96	172.00	219.35	(10.93)	70.65	144.52	59.72	225.82	221.48
Total Profit Before Tax	168.39	249.63	333.72	418.01	791.83	1,341.17	197.05	261.65	472.55	458.70	975.02	2,076.24

Notes on Segment Information


The Company is in the business of software development and IT related services. The company's primary reporting segment is geographical as the revenue in non software related areas are not more than 10% of the total revenue.

Segment capital employed

Assets and liabilities used in the Company's business are not identified to any of the reportable segments, as these are used interchangeably between segments. Management believes that it is not practicable to provide segment disclosures relating to total assets and liabilities since a meaningful segregation of the available data is onerous.

Place: Bangalore
Date: 19.10.2016

For ASM Technologies Limited


Rabintra Srikantan
Managing Director



**Auditor's Report On Quarterly Financial Results and Year to Date Results of the Company
Pursuant to the Regulation 33 of the SEBI (Listing Obligations and Disclosure Requirements)
Regulations, 2015**

**To
The Board of Directors of
M/s.ASM TECHNOLOGIES LIMITED
Bangalore - 560 025.**

We have audited the quarterly financial results of ASM Technologies Limited for the quarter ended 30th September 2016 and the year to date results for the period 1st April 2016 to 30th September, 2016 attached herewith, being submitted by the company pursuant to the requirement of Regulation 33 of the SEBI (Listing Obligations and Disclosure Requirements) Regulations, 2015. These quarterly financial results as well as the year to date financial results have been prepared on the basis of the interim financial statements, which are the responsibility of the company's management. Our responsibility is to express an opinion on these financial results based on our audit of such interim financial statements, which have been prepared in accordance with the recognition and measurement principles laid down in Accounting Standard for Interim Financial Reporting (AS 25 / Ind AS 34), prescribed, under Section 133 of the Companies Act, 2013 read with relevant rules issued there under; or by the Institute of Chartered Accountants of India, as applicable and other accounting principles generally accepted in India.

We conducted our audit in accordance with the auditing standards generally accepted in India. Those standards require that we plan and perform the audit to obtain reasonable assurance about whether the financial results are free of material misstatement(s). An audit includes examining, on a test basis, evidence supporting the amounts disclosed as financial results. An audit also includes assessing the accounting principles used and significant estimates made by management. We believe that our audit provides a reasonable basis for our opinion.

In our opinion and to the best of our information and according to the explanations given to us these quarterly financial results as well as the year to date results:


- (i) are presented in accordance with the requirements of Regulation 33 of the SEBI (Listing Obligations and Disclosure Requirements) Regulations, 2015 in this regard; and
- (ii) give a true and fair view of the net profit and other financial information for the quarter ended 30th September 2016 as well as the year to date results for the period from 1st April 2016 to 30th September 2016.

Place : Bangalore.
Date : 19.10.2016.

For Sudhakar Pai Associates,
Chartered Accountants

(*Manish B. Hullahalli*)
Partner

Membership No. 027908
Firm Regn. No. 004171S

**LIMITED REVIEW REPORT**

The Board of Directors,
ASM Technologies Limited,
Bangalore.

We have reviewed the accompanying statement of Consolidated Unaudited financial results of ASM TECHNOLOGIES LIMITED for the period ended 30.09.2016. This statement is the responsibility of the Company's Management and has been approved by the Board of Directors. Our responsibility is to issue a report on these financial statements based on our review.

We conducted our review in accordance with the Standard on Review Engagement (SRE) 2400, Engagements to Review Financial Statements issued by the Institute of Chartered Accountants of India. This standard requires that we plan and perform the review to obtain moderate assurance as to whether the financial statements are free of material misstatement. A review is limited primarily to inquiries of company personnel and analytical procedures applied to financial data and thus provide less assurance than an audit. We have not performed an audit and accordingly, we do not express an audit opinion.

Based on our review conducted as above, nothing has come to our attention that causes us to believe that the accompanying statement of Unaudited financial results prepared in accordance with applicable accounting standards and other recognized accounting practices and policies has not disclosed the information required to be disclosed in terms of Regulation 33 of the SEBI (Listing Obligations and Disclosure Requirements) Regulations, 2015 including the manner in which it is to be disclosed, or that it contains any material misstatement.

Place : Bangalore.
Date : 19.10.2016.

For Sudhakar Pai Associates,
Chartered Accountants

(Mallesh B. Hulpati)

Partner

Membership No.027908
Firm Regn. No. 004171S.